

HYUNDAI


POWER EQUIPMENT

Standby Power 27.5KVA

3 Phase 1500 rpm

DHY28KSE

Diesel Generator



All Days | Safty | Reliable | Stability



TECHNICAL SPECIFICATION

DHY28KSE CANOPY TYPE

50Hz
Standby 27.5KVA

Benefits and Feature

- Use best quality vehicle, low fuel consumption, running reliable
- High quality and performance brushless alternator, with AVR
- High quality controller of Deepsea
- Block design electrical control system, easy operate and maintenance with circuit breaker protection.
- With baseframe forklift hole and generator canopy lifting hole
- Industrial waterproof canopy, ensure generator all days running
- Industrial silencer (7 meters the noise is lower than 72dB)
- Easy operation, IP23 protection industrial sockets and plugs
- Four pole circuit breaker with RCD earth protection
- Standard ATS function connector

Technical Specification

Prime Power	KVA/KW	25/20
Standby Power	KVA/KW	27.5/22
Power Factor		0.8
Frequency	Hz	50
Rate Voltage	V	400/230
Rate Current	A	36.1
Controller	Deepsea DSE6120	
Control Voltage	DC/V	12
Phase, Wire	3 phases 4 wires	
Coolant Capacity	L	6
Fuel Tank Capacity (Base frame)	L	60
Fuel Consumption (100% load)	L/hour	6.85
Running Time	Hour	8.5

Voltage

Steady state regulation	%	$\leq \pm 1$
Dynamic voltage renewal	%	$\leq +20 \sim -15$
Stable time	Sec	20
Volatility		≤ 0.5
Wave form distortion	%	≤ 3

Frequency

Steady state regulation	%	$\leq \pm 1$
Dynamic frequency renewal	%	$\leq +10 \sim -7$
Stable time	Sec	20
Volatility		≤ 0.5

Environment require

Temperature	°C	≤ 50
Humidity	%	≤ 90
Altitude	M	≤ 1000

Standard ISO 9001:2015, 14001:2015, 45001:2018

Dimension | Weight | Sound



DHY28KSE CANOPY TYPE

Length (L)	mm	1800
Width (W)	mm	740
Height (H)	mm	825
Weight net	Kg	627
Loading capacity (unit/container)		
Sound @7 meter	dB	≤ 72

Note

1. Generator continuous running at variable load for unlimited periods with 10% overload available for 1 hour in any 12 hour period
2. Every generator strictly test on 0%, 25%, 75%, 100%, 110% load, dynamic of the responsiveness ability, and all protections



FAWDE DIESEL ENGINE

Powerful engine and reliable running quality
Durable running performance and was proofed by vehicle's application

Compact structure
Compact structure and metal materials saving for low cost

Low maintenance and repair cost
Air, fuel and oil tubes are silicone and stainless steel materials, which reduce leakage problems substantially and changeable.

Excellent start performance
Fuel injector and pump were tested fully in various environments, which provide excellent start and running performance and air exhaust easily

Model	4DW92-35D	
Prime Power	Kw	26
Structure	4 cylinder, 4 stroke	
Fuel type	Diesel	
Fuel Injection	Direct	
Air consumption	m ³ /min	2.1
Governor	Electronic	
Cooling	Water cooled	
Oil capacity	L	8
Max inlet pressure	kPa	6.3
Max back pressure	kPa	6.7
Exhaust gas temperature	°C	460
Exhaust gas discharge	m ³ /min	5.1
Compression ratio	17:1	
Aspiration	Natural	
Bore	mm	90
Stroke	mm	100
Displacement	L	2.54
SAE	SAE4	
Dimension	mm	750x600x735
Net weight	Kg	240

BALANTY ALTERNATOR

A brand of HYUNDAI CORPORATION

Model	AL184F	
Prime power	kVA	25
Structure	1 bearing	
Excitation mode	Self-excitation	
Insulation class	H	
Protection class	IP23	
TIF	<50	
THF	<2%	
Air flow	m ³ /s	0.071
Voltage Regulation	AVR	



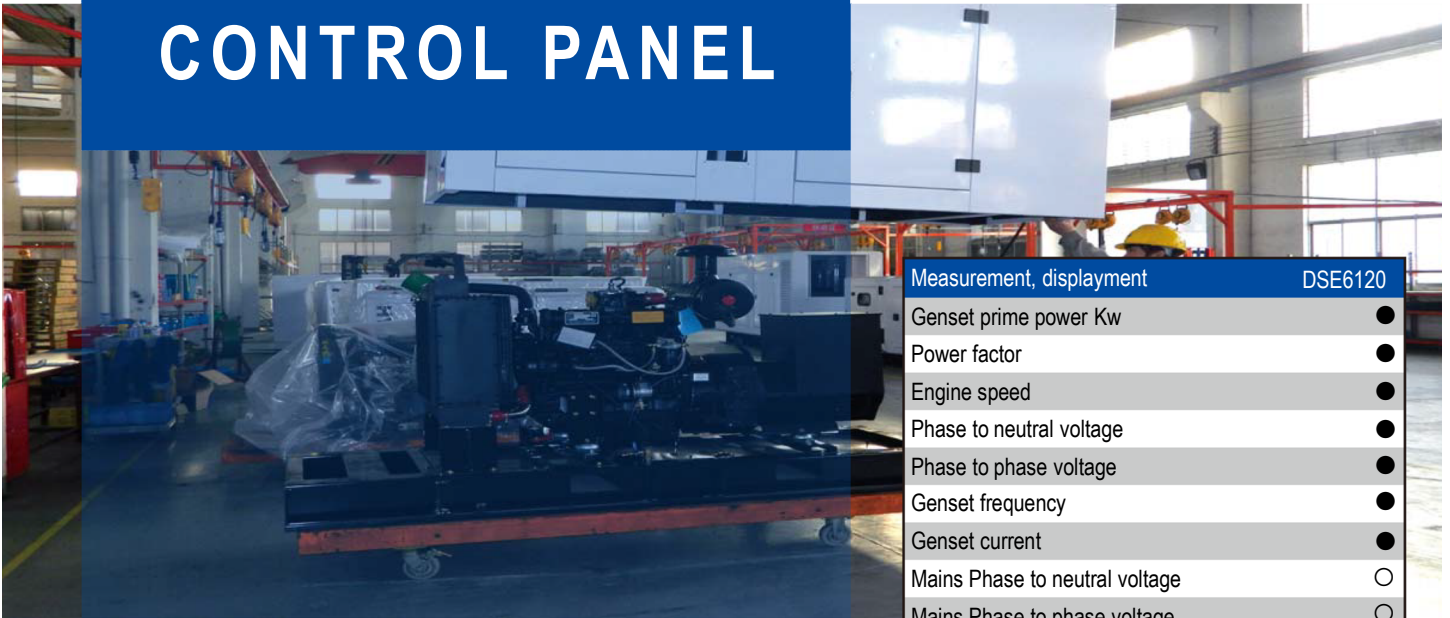
Best structure
Excellent design ensures compact structure and perfect appearance

Excellent performance
Excitation enhanced system improves start and short circuit's protection performance

Economy
Less parts involved and the most market's demand lead to cheap price and fine quality

Easy maintenance and repair
Core parts won't be involved in repair job, AVR can be replaced easily, examining diode doesn't disassemble

CONTROL PANEL



Controller

Deepsea DSE6120



The digital LCD controller , support engine and alternator monitoring, measurement and protection. This is long-running and back-up unit to integrate the best way to control. Support Modbus standard, modem, RS232, RS485, USB and internet. There are operation mode: Start/stop, test, auto/manual, emergency button and indication light.

Control panel




Deepsea DSE6120


Measurement, displayment	DSE6120
Genset prime power Kw	●
Power factor	●
Engine speed	●
Phase to neutral voltage	●
Phase to phase voltage	●
Genset frequency	●
Genset current	●
Mains Phase to neutral voltage	○
Mains Phase to phase voltage	○
Mains frequency	○
Engine oil pressure	●
Engine water temperature	●
Fuel level	●
Battery voltage	●
Genset power KVA	●
Genset running time	●
Genset output KWh	●
History file	●
Alarm, shutdown function	
Low oil pressure warning, shutdown	●
High water temperature warning, shutdown	●
Engine over and under speed warning shutdown	●
Low fuel level warning, shutdown	●
Battery low and high voltage warning	●
Starting failure	●
Genset low and high voltage warning, shutdown	●
Alternator 3 phase voltage unbalance, shutdown	×
Alternator low and high frequency warning, shutdown	●
Genset over current warning shutdown	●
Alternator 3 phase current unbalance shutdown	×
Circuit breaker protection of short circuit and overload	●
Overload relay protection	●
Optional	
Remote start and stop	●
RS232 card	×
USB card	●
RS485 card	○
Multi language display	○
GPRS communication	○
GPS communication	○

● standard ○ optional × none

ACCESSORIES



Exhaust system



Residential muffler

Exhaust gas pipe

Preheating system



Water preheater

Oil preheater

Alternator Anti-condensation heater

Fuel system



Auto filling fuel pump

Manual filling fuel pump

500L base frame fuel tank

1000L base frame fuel tank

500L External fuel tank

1000L External fuel tank

Electrical system



Deepsea controller

IC-NT
synchronizing
controller

Wireless remote starter

Maintenance spare parts



500 hours genset spare parts

1000 hours genset spare parts